



Bulls Return as Bargain Hunters Add N110bn to Market Cap Despite Sectoral Divergence, NIBOR Rises Across All Tenors....

MARKET STATISTICS	CLOSE	PREVIOUS	TODAY'S %	YTD %
All Share Index (ASI)	146,055.89	145,880.77	0.12	41.90
Deals	31,155.00	40,435.00	(22.95)	
Volume	1,277,235,754.00	2,115,718,916.00	(39.63)	
Value	24,254,943,459	19,399,767,692	25.03	
Market Cap	92,405,013,991,717	92,294,234,453,753	0.12	47.23

SECTORED INDICES	CLOSE	PREVIOUS	TODAY'S % Δ
NGX BANKING	1,610.42	1,613.90	-0.22
NGX INSURANCE	1,497.50	1,372.40	9.12
NGX CONSUMER GOODS	3,238.74	3,253.91	-0.47
NGX OIL/GAS	2,422.59	2,427.15	-0.19
NGX INDUSTRIAL	5,463.16	5,416.31	0.86
NGX COMMODITY	1,070.39	1,070.39	0.00

Equities Market Summary

The Nigerian equities market extended its upward momentum on Tuesday, supported by renewed investor interest and selective bargain hunting. The NGX All-Share Index (ASI) advanced by 0.12% to close at 146,105.89 points, lifting the year-to-date (YTD) return to 41.90%. This performance reflects sustained optimism around market fundamentals, improved corporate earnings outlook, and resilient investor sentiment. Market capitalisation increased by ₦110 billion (0.12%) to settle at ₦92.41 trillion, while market breadth remained positive, with 49 gainers outpacing 29 losers, signalling a tug-of-war between bargain hunters and profit-takers. Notable gainers included Abctrans, Prestige, Tip, Wapic, and Champion, each appreciating by the maximum daily limit of 10%. Conversely, Juli, Unilever, Custodian, Academy, and Maybaker led the laggards' chart. Sector performance was mixed. The Insurance (+9.12%) and Industrial Goods (+0.86%) sectors posted strong gains, driven by renewed interest in select counters, while the Banking (-0.22%), Consumer Goods (-0.47%), and Oil & Gas (-0.19%) sectors closed in the red. The Commodities sector ended the week flat at 0%. Overall market activity moderated, as the number of deals and trading volume fell by 22.95% and 39.63%, respectively. Nonetheless, the total transaction value rose 25.03%, indicating more high-value trades despite lower volumes. In total, 1.28 billion shares valued at ₦24.25 billion exchanged hands across 31,155 deals.

Money Market

Interbank rates (NIBOR) rose across all major tenors amid sustained liquidity pressures, with the overnight, 1M, 3M, and 6M rates up by 2bps, 175bps, 171bps, and 157bps, respectively; similarly, money market rates climbed, as the OPR jumped 228bps to 28.70% and the Overnight rate surged 240bps to 29.40%.

The Nigerian Interbank Treasury Bills True Yield (NITTY) curve declined across most maturities, while average secondary market yield inched up by 2bps to 17.90% on the back of selling pressure.

Bond Market

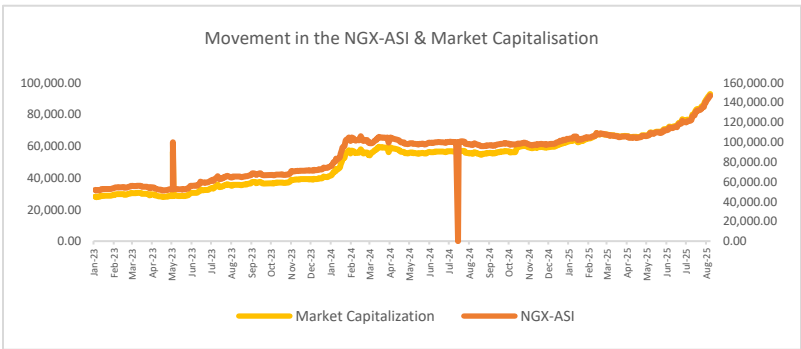
The FGN bond market closed mildly bullish, as mixed benchmark yield movements nudged the average yield up 1bps to 16.51%.

The Nigerian Eurobond market ended bullish, as strong, broad-based demand, particularly for the SEP-2028 and MAR-2029 bonds pulled average yields down by 6bps to 8.07% across the short, mid, and long ends of the curve.

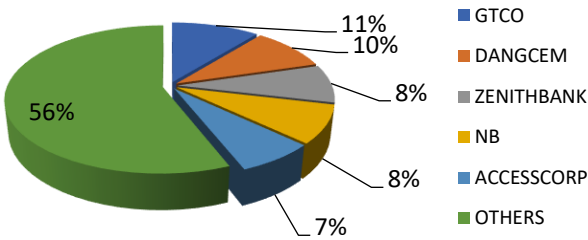
Foreign Exchange Market

At the Nigerian Autonomous Foreign Exchange Market (NAFEM), the naira depreciated by 8 basis points to close at ₦1,537 per US dollar, while in the parallel market, it ended at ₦1,550 per dollar.

Source: FMDQ, CBN, NGX, S&P Dow Jones, Cowry Research



Today's biggest transactions by %age of total naira votes





# Cowry Daily Market Insight 12 August 2025

MPR: 27.50%  
Jun'25 Inflation Rate: 22.22%  
Q1 2025 Real GDP: 3.13%

TENOR	NIBOR as @ 12/08/2025	NIBOR as @ 11/08/2025	PPT
Overnight	28.9643	26.9643	2.00
1 Month	29.5714	27.8214	1.75
3 Months	30.1786	28.4643	1.71
6 Months	30.7643	29.1929	1.57

Source: FMDQ

TENOR	NITTY as @ 12/08/2025	NITTY as @ 11/08/2025	PPT
1Month	16.1893	16.3078	-0.12
3 Months	16.8413	17.2045	-0.36
6 Months	18.6427	18.4895	0.15
12 Months	19.5068	19.6596	-0.15

Source: FMDQ

Bond Name	Maturity (Years)	Bid Price	Daily Δ	Offer yield	Yield YTD PPT Δ
16.29% FGN MAR 2027	10	99.24	0.00	16.81%	0.038
12.50% FGN MAR 2035	15	84.45	0.00	15.67%	0.008
16.25% FGN APR 2037	20	100.76	-2.81	16.09%	0.007
12.98% FGN MAR 2050	30	82.35	0.00	15.83%	-0.003

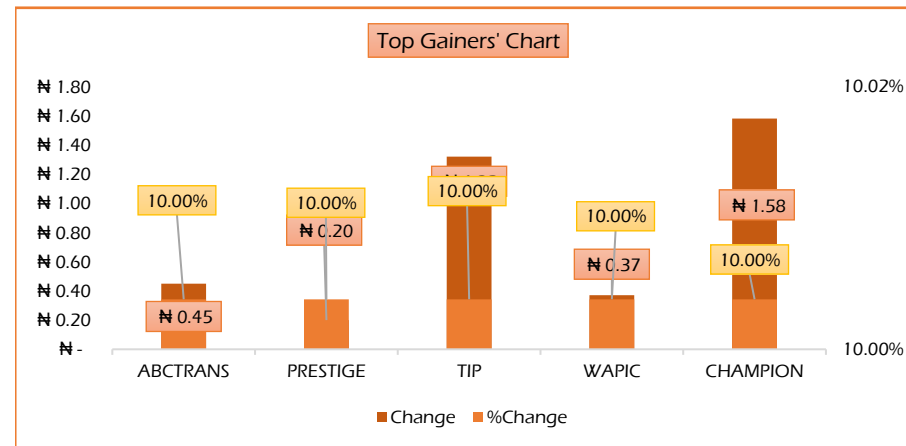
Source: FMDQ

Eurobond Name	Maturity (Years)	Bid Price	Daily Δ	Offer Yield	Yield YTD PPT Δ
6.50 NOV 28, 2027	10	99.95	0.14	6.52%	-0.021
7.69% FEB 23, 2038	20	89.23	-0.17	9.16%	-0.012
7.62% NOV 28, 2047	30	82.37	0.36	9.55%	-0.008

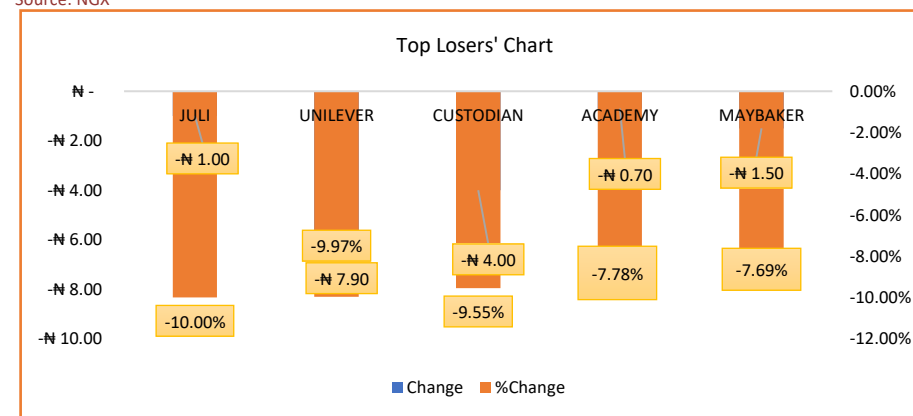
Source: FMDQ

USD/NGN Exchange Rate	12/08/2025	Previous	Daily %
I&E FX	₦1,537	₦1,536	-0.08%
Parallel	₦1,550	₦1,545	-0.32%

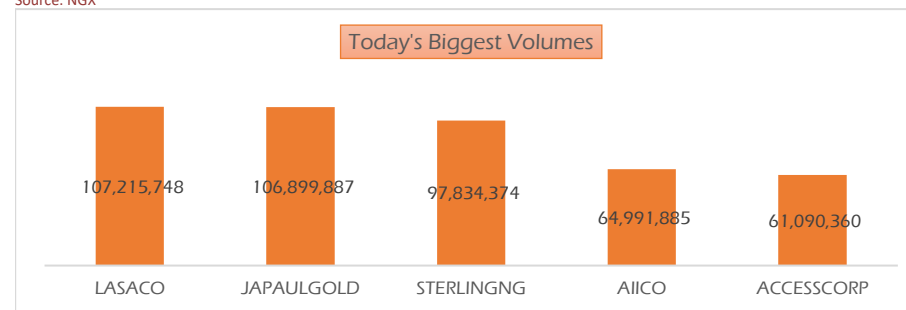
Major Currencies & Commodities	12/08/2025	Daily %	Yearly %
EURUSD	1.1659	0.37%	6.03%
GBPUSD	1.349	0.44%	4.87%
Crude Oil, \$/bbl	63.62	-0.53%	-4.99%
Brent, \$/bbl	66.41	-0.33%	-4.01%
Gold, \$/t.oz	3336.78	-0.19%	-0.15%
Cocoa, \$/T	8842.19	1.27%	6.73%



Source: NGX



Source: NGX



Source: NGX

[www.cowryasset.com](http://www.cowryasset.com)

This report is produced by the Research Desk, Cowry Asset Management Limited (COWRY) as a guideline for Clients that intend to invest in securities on the basis of their own investment decision without relying completely on the information contained herein. The opinion contained herein is for information purposes only and does not constitute any offer or solicitation to enter into any trading transaction. While care has been taken in preparing this document, no responsibility or liability whatsoever is accepted by any member of COWRY for errors, omission of facts, and any direct or consequential loss arising from the use of this report or its contents.

## Top 5 Advancers



+10.00%



+10.00%



+10.00%



10.00%



+10.00%

## Top 5 Decliners



-10.00%



-9.97%



-9.55%



-7.78%



-7.69%

## Top 5 Trades by Value

GTCO

N2.62 billion



N2.31 billion



N2.02 billion



N2.01 billion



1.68 billion

## Top 5 Trades by Volume



107 million units



107 million units



98 million units



65 million units



61 million units



# Cowry Daily Market Insight 12 August 2025

MPR: 27.50%  
Jun'25 Inflation Rate: 22.22%  
Q1 2025 Real GDP: 3.13%

Corporate Bond Issuer		Issue Date	Maturity Date	Coupon (%)	Yield (%)	Daily Δ
UNITED CAPITAL PLC	12.50 UNICAP I 28-MAY-2025	28-May-20	28-May-25	12.50	18.58	-0.01
PARTHIAN PARTNERS FUNDING SPV PLC	13.50 PAPF SPV I 27-Jul-2025	27-Jul-22	27-Jul-25	13.50	20.91	0.00
UNION BANK OF NIGERIA PLC	15.75 UNION II 3-SEP-2025	07-Sep-18	03-Sep-25	15.75	20.97	0.00
STERLING INV. MGT. PLC	16.25 STERLING INV. II 6-OCT-2025	05-Oct-18	06-Oct-25	16.25	19.90	-0.04
WEMA FUNDING SPV PLC	16.50 WEMA FUNDING SPV II 12-OCT-2025	12-Oct-18	12-Oct-25	16.50	18.74	-0.07
CORONATION MB FUNDING SPV PLC	6.25 CORO MB SPV I 30-NOV-2025	30-Nov-20	30-Nov-25	6.25	18.99	-0.09
FLOUR MILLS OF NIGERIA PLC	5.50 FLOURMILLS IV A 15-DEC-2025	14-Dec-20	15-Dec-25	5.50	19.68	-0.14
*CARDINALSTONE FINANCING SPV PLC	7.00 CARDINAL SPV I 30-DEC-2025	30-Dec-20	30-Dec-25	7.00	19.68	-0.14
FSDH FUNDING SPV PLC	8.50 FSDH SPV PLC IA 16-FEB-2026	16-Feb-21	16-Feb-26	8.50	20.99	-0.09
FSDH FUNDING SPV PLC	8.00 FSDH SPV PLC IB 16-FEB-2026	16-Feb-21	16-Feb-26	8.00	20.19	-0.15
*MECURE INDUSTRIES FUNDING SPV PLC	13.00 MECURE SPV PLC I 31-MAR-2026	31-Mar-21	31-Mar-26	13.00	19.63	-0.06
*FLOUR MILLS OF NIGERIA PLC	14.5 FLOURMILLS I 9-MAY-2026	09-May-23	09-May-26	14.50	21.59	-0.09
DANGOTE CEMENT PLC	12.50 DANGCEM IB 30-MAY-2026	26-May-21	30-May-26	12.50	19.20	0.00
ACCESS BANK PLC	15.50 ACCESS BANK 23-JUL-2026	23-Jul-19	23-Jul-26	15.50	19.90	-0.05
MTN NIGERIA COMMUNICATIONS PLC	13.50 MTNN IA 30-SEP-2026	30-Sep-22	30-Sep-26	13.50	21.36	-0.05
SUNDRY FOODS FUNDING SPV PLC	13.50 SUNDRY SPV PLC I 15-DEC-2026	15-Dec-21	15-Dec-26	13.50	17.89	0.00
EAT & GO FINANCE SPV PLC	14.25 EAT & GO FINANCE SPV 17-DEC-2026	17-Dec-19	17-Dec-26	14.25	21.16	0.00
DANGOTE CEMENT PLC	11.85 DANGCEM IIA 30-APR-2027	27-Apr-22	30-Apr-27	11.85	21.58	0.00
AXXELA FUNDING 1 PLC	14.30 AXXELA I 20-MAY-2027	20-May-20	20-May-27	14.30	20.61	0.00
ACCELEREX SPV PLC	14.00 ACSP I 15-JUN-2027	15-Jun-22	15-Jun-27	14.00	18.53	0.00
NOVAMBL INVESTMENTS SPV PLC	12.00 NOVAMBL SPV I 23-JUL-2027	23-Jul-20	23-Jul-27	12.00	21.43	0.00
UNITED CAPITAL PLC	15.00 UNICAP II 14-SEP-2027	14-Sep-22	14-Sep-27	15.00	18.34	0.00
*NMRC	7.20 NMRC III 2-NOV-2027	02-Nov-20	02-Nov-27	7.20	18.13	0.00
VIATHAN FUNDING PLC	16.00 VIATHAN (GTD) 14-DEC-2027	15-Dec-17	14-Dec-27	16.00	18.45	0.00
FLOUR MILLS OF NIGERIA PLC	6.25 FLOURMILLS IV B 14-DEC-2027	14-Dec-20	14-Dec-27	6.25	18.10	0.00
BUA CEMENT PLC	7.50 BUACEM I 30-DEC-2027	30-Dec-20	30-Dec-27	7.50	17.48	0.00
*ARADEL HOLDINGS PLC	17.00 ARAD I 13-JAN-2028	13-Jan-23	13-Jan-28	17.00	17.63	0.00
MTN NIGERIA COMMUNICATIONS PLC	13.00 MTN COM PLC I 5-MAY-2028	05-May-21	05-May-28	13.00	19.55	0.00
DANGOTE CEMENT PLC	13.50 DANGCEM IC 30-MAY-2028	26-May-21	30-May-28	13.50	20.09	0.00
C&I LEASING PLC	15.50 C&I LEASING II 3-JUN-2028	03-Jun-21	03-Jun-28	15.50	17.89	0.00
CERPAC RECEIVABLES FUNDING SPV PLC	14.50 CERPAC-SPV III 15-JUL-2028	10-Sep-21	15-Jul-28	14.50	18.33	0.00
SUNDRY FOODS FUNDING SPV PLC	16.00 SUNDRY SPV PLC II 23-OCT-2028	23-Oct-23	23-Oct-28	16.00	19.69	0.00
ARDOVA PLC	13.30 ARDOVA PLC IA 12-NOV-2028	12-Nov-21	12-Nov-28	13.30	18.59	0.00

[www.cowryasset.com](http://www.cowryasset.com)

This report is produced by the Research Desk, Cowry Asset Management Limited (COWRY) as a guideline for Clients that intend to invest in securities on the basis of their own investment decision without relying completely on the information contained herein. The opinion contained herein is for information purposes only and does not constitute any offer or solicitation to enter into any trading transaction. While care has been taken in preparing this document, no responsibility or liability whatsoever is accepted by any member of COWRY for errors, omission of facts, and any direct or consequential loss arising from the use of this report or its contents.



# Cowry Daily Market Insight 12 August 2025

MPR: 27.50%  
Jun'25 Inflation Rate: 22.22%  
Q1 2025 Real GDP: 3.13%

EAT & GO FINANCE SPV PLC	13.25 EAT & GO FINANCE SPV 8-MAR-2029	08-Mar-22	08-Mar-29	13.25	17.82	0.01
PRESKO PLC	12.85 PRESKO PLC 5-APR-2029	05-Apr-22	05-Apr-29	12.85 19.72		0.00
DANGOTE CEMENT PLC	12.35 DANGCEM IIB 30-APR-2029	27-Apr-22	30-Apr-29	12.35 19.96		0.01
*FLOUR MILLS OF NIGERIA PLC	22.00 FLOURMILLS II 30-MAY-2029	30-May-24	30-May-29	22.00 18.42		0.01
UNION BANK OF NIGERIA PLC	16.20 UNION III 27-JUN-2029	27-Jun-19	27-Jun-29	16.20 19.42		0.00
DANGOTE INDUSTRIES FUNDING PLC	12.75 DANGIFP IA 19-JUL-2029	19-Jul-22	19-Jul-29	12.75 17.66		0.00
GEREGU POWER PLC	14.50 GERP I 28-JUL-2029	28-Jul-22	28-Jul-29	14.50 19.23		0.00
*NMRC	14.90 NMRC I 29-JUL-2030	29-Jul-15	29-Jul-30	14.90 18.06		0.07
TSL SPV PLC	10.00 TSL SPV I (GTD) 6-OCT-2030	06-Oct-20	06-Oct-30	10.00 18.08		0.07
FBNQ MB FUNDING SPV PLC	6.25 FBNQ MB SPV II 16-DEC-2030	16-Dec-20	16-Dec-30	6.25 19.35		0.07
FIDELITY BANK PLC	8.50 FIDELITY I 7-JAN-2031	07-Jan-21	07-Jan-31	8.50 20.47		0.01
EAT & GO FINANCE SPV PLC	18.00 EGFS 22-FEB-2031	22-Feb-24	22-Feb-31	18.00 19.78		0.01
UAC OF NIGERIA PLC	21.50 UAC PLC I 14-OCT-2031	14-Oct-24	14-Oct-31	21.50 18.04		0.06
PRIMERO BRT SECURITISATION SPV PLC	17.00 PRIMERO BRT-SPV 27-OCT-2031	24-May-19	27-Oct-31	17.00 18.53		0.00
MTN NIGERIA COMMUNICATIONS PLC	12.75 MTN COM PLC II 4-NOV-2031	04-Nov-21	04-Nov-31	12.75 17.71		0.01
ARDOVA PLC	13.65 ARDOVA PLC IB 12-NOV-2031	12-Nov-21	12-Nov-31	13.65 21.22		0.04
GPC-SPV COMPANY PLC	13.00 GPC SPV PLC (GTD) 23-NOV-2031	23-Nov-21	23-Nov-31	13.00 17.86		0.01
PAT DIGITAL INFRA FUND SPV PLC	13.25 PAT SPV PLC (GTD) 2-FEB-2032	02-Feb-22	02-Feb-32	13.25 18.50		-0.04
DANGOTE CEMENT PLC	13.00 DANGCEM IIC 30-APR-2032	27-Apr-22	30-Apr-32	13.00 18.68		-0.06
DANGOTE INDUSTRIES FUNDING PLC	13.50 DANGIFP IB 19-JUL-2032	19-Jul-22	19-Jul-32	13.50 17.95		-0.07
MTN NIGERIA COMMUNICATIONS PLC	14.50 MTNN IB 30-SEP-2032	30-Sep-22	30-Sep-32	14.50 18.95		-0.09
DANGOTE INDUSTRIES FUNDING PLC	16.75 DANGIFP II 5-DEC-2032	05-Dec-22	05-Dec-32	16.75 17.78		0.04
*NMRC	13.80 NMRC II 15-MAR-2033	21-May-18	15-Mar-33	13.80 27.41		0.03
AXXELA FUNDING 1 PLC	21.00 AXXELA I 12-APR-2034	12-Apr-24	12-Apr-34	21.00 18.66		0.05
GEL UTILITY FUNDING SPV PLC	15.15 GEL UTILITY-SPV (GTD) 28-AUG-2034	28-Aug-19	28-Aug-34	15.15 20.91		0.00
DANGOTE CEMENT PLC	23.50 DANGCEM I 30-DEC-2034	30-Dec-24	30-Dec-34	23.50 21.73		-0.04
APL FUNDING SPV PLC	23.00 APL SPV PLC I 30-DEC-2034	30-Dec-24	30-Dec-34	23.00 17.01		0.00
*LFZC FUNDING SPV PLC	13.25 LFZC II (GTD) 16-MAR-2042	10-May-22	16-Mar-42	13.25 16.87		0.00
*LFZC FUNDING SPV PLC	15.25 LFZC III (GTD) 29-MAR-2043	29-Mar-23	52319	15.25 18.62		0.00
FCMB GROUP PLC	16.00 FCMB I (PERP)	16-Feb-23	—	16.00 18.00		0.00
FCMB GROUP PLC	16.00 FCMB II (PERP)	24-Oct-23	—	16.00 17.45		

[www.cowryasset.com](http://www.cowryasset.com)

This report is produced by the Research Desk, Cowry Asset Management Limited (COWRY) as a guideline for Clients that intend to invest in securities on the basis of their own investment decision without relying completely on the information contained herein. The opinion contained herein is for information purposes only and does not constitute any offer or solicitation to enter into any trading transaction. While care has been taken in preparing this document, no responsibility or liability whatsoever is accepted by any member of COWRY for errors, omission of facts, and any direct or consequential loss arising from the use of this report or its contents.